



Contents	
Chapter 1	Introduction
Chapter 2	Permit Issue
Chapter 3	Permit Usage
Chapter 4	Bag Return Information
Chapter 5	Wildfowl Counts
Chapter 6	The Wildfowl Warden's Report
Chapter 7	Lindisfarne Wildfowl Management Group - Members views of the season
Chapter 8	Statement of Accounts for Wildfowl Wardening Scheme

## Chapter 1

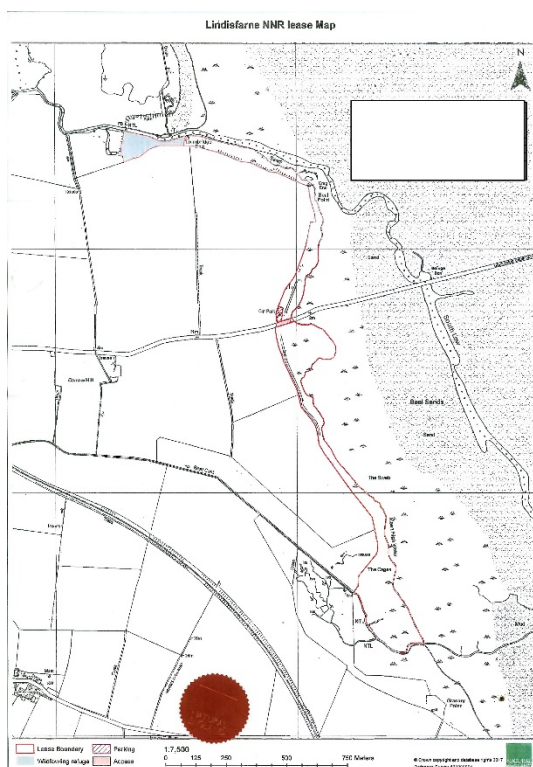
## INTRODUCTION

This report represents a comprehensive review of the work undertaken by the Lindisfarne Wildfowling Management Group (LWMG) over the past year including wardening work undertaken by The British Association for Shooting & Conservation (BASC) under contract to Natural England (NE). This report contains information on the use of the reserve by wildfowlers over the past season, bag return details, incident reports, wildfowl peak count data and records of permit uptake and returns. The report also contains the views of those managing wildfowling on the site and suggestions for future improvements.

### IMPORTANT INFORMATION ON THE 2019/20 SEASON

A section of the shooting zone was removed, for the 2018/19 season (towards the Beal Point Northern end of the site). Negotiations over the sporting rights between the landowner and NE stalled, and unlike in the previous season a short term agreement allowing shooting to continue could not be arranged.

The situation was discussed on numerous occasions at LWMG meetings (with an emergency meeting also called). The decision was taken that the permit scheme would continue as although the loss of the shooting zone was a concern, all parties felt the permit scheme remained sustainable on the remaining areas of shooting zone. Potential permit holders were informed via the BASC website and social media, and extra information about the changes to the shooting zone were added to the permit application and permit map. The LWMG members also relayed information back to the local wildfowling clubs to ensure all permit holders were aware of the situation. NE reserve staff installed marker posts on the ground prior to the season commencing and the warden ensured permit holders understood the changes and were compliant.



**Left:** the red line denotes the area of land removed from the shooting zone for the 2018/19 season.

The section removed was easily accessible and shot over regularly, it also provided access to zone 10/11/12 and 13. Although most of the shooting zones can still be shot over, the traditional access routes have now been altered. This change did cause concerns from previous permit holders thus BASC, the wildfowling warden and NE dealt with a number of queries leading up to the start of the season.

It is important that these changes are understood and this report will continue to compare the bag and visit data with the previous seasons where possible, to attempt to understand how wildfowlers movements and their general experience may have altered.

Taking into account the disruption caused by Covid 19 the LWMG and Wildfowl Panel NE made the decision to keep permit prices for 2020/21 season.

## Chapter 2

## PERMIT ISSUE

Seasonal permits were issued, on a block basis by: BASC, Wildfowling department. Ten (10) complimentary permits were available and eight (8) punt gunning permits (4 national and 4 Holy Island) were available. The introductory permit scheme is now a standard element within the scheme with its limited availability of 8 permits. Permits are issued on behalf of Natural England by BASC. The total number of available permits was 416.

**Table 1      Number of permits issued**

GROUP	ALLOCATION	NO. ISSUED
N.D.W.A.	100	(number issued included in LWMG)
Holy Island	40	7
LWMG	250	118
Punt National	4	(4)
Punt Holy Island	4	(1)
Complimentary	10	5
Introductory	8	7
<b>TOTAL</b>	<b>416</b>	<b>137</b>

**Following the considerable decrease in permit uptake for 2018/19 :134 down from approx. 180, a total of 137 permits were taken for the 2019/20 season.** Had it not been for the cancellation of the second wildfowling experience the permits taken for the season would have been 143.

Concerns over the loss of Beal point the season before last are still present and it is a definite reason for a fall in permit numbers taken from local fowlers. There has however been an increase in travelling wildfowlers to the area. Mainly due to the clarification that experienced wildfowlers do not need to take an introductory permit before applying for a full season permit.

134 – season 2018/19. 183 – season 2017/18. 155 – season 2016/17: 142 – season 2015/16. 153 – season 2014/2015: 157 – season 2013/2014: 153 – season 2012/2013: 148 – season 2011/2012: 162 – 2010-11 season: 192 – 2009/10 season: 177

**Table 2**                      **Number of permits returned**

NO. ISSUED	NO. RETURNED IN TIME	NO. RETURNED LATE	NO. NOT RETURNED
137	125	12	0

2019/20 – 12 permit holders put in late returns this was despite clear guidance in the permit packs.

2018/19 5 late returns with zero not returned, 2017/18 5 returns late, zero not returned.

2016/17 season 155 issued with no late and zero not returned, 2015/16 season 142 issued with no late and zero not returned, 2014/15 season 157 issued with no late and 5 not returned, 2013/14 season- 157 permits were issued with zero late returns, 2012/13 season – 153 permits were issued with zero late returns and 4 non-returns; 2011/2012 season – 148 permits issued with zero late returns and 17 non-returns)

**Below:** Is an example of the 2019/20 permit

Front cover

<p><b>RESTRICTIONS &amp; CONDITIONS</b></p> <p>You must abide by the current restrictions and conditions supplied with this permit.</p> <p>Your completed bag return must be returned by 7 March 2020 to: BASC South West Office, Unit 1D/E, Dulford Business Park, Broad Road, Dulford, Devon EX15 2DY or scanned and sent to southwest@basc.org.uk</p> <p>Beal Office: 01289 381 470 Warden: 07803 228 415</p> <p><b>ENSURE YOU ARE AWARE OF THE NEW CHANGES TO THE SHOOTING ZONE PRIOR TO YOUR FIRST VISIT</b></p> <p><b>WHT Stamp 2019/20</b> Woodcock on the Stackpole Estate by Chris Lodge</p> <p>The purchase of the Wildlife Habitat Trust's Habitat Conservation Stamp is a vital contribution to funds that are spent buying and managing land for the joint benefit of conservation and shooting. www.wht.org.uk</p>	 <p>UK HABITAT STAMP £5 2019-2020 WILDLIFE HABITAT TRUST</p>	<p><b>WILDFOWL PERMIT</b></p> <p><b>Lindisfarne National Nature Reserve Northumberland</b></p> <p><b>PERMIT TO SHOOT 2019/2020</b> Valid from 1 September 2019 to 20 February 2020 <b>MUST BE CARRIED AT ALL TIMES</b></p> <p>Signature: _____</p> <p>Permit No.: _____</p> <p>Address: _____</p> <p>Issued by BASC in their capacity as members of the LWMG. Supported by Northumberland and Durham Wildfowling Association, together with Newcastle Wildfowling.</p>
--	---	--

Dear Potential Lindisfarne Wildfowling permit holder.

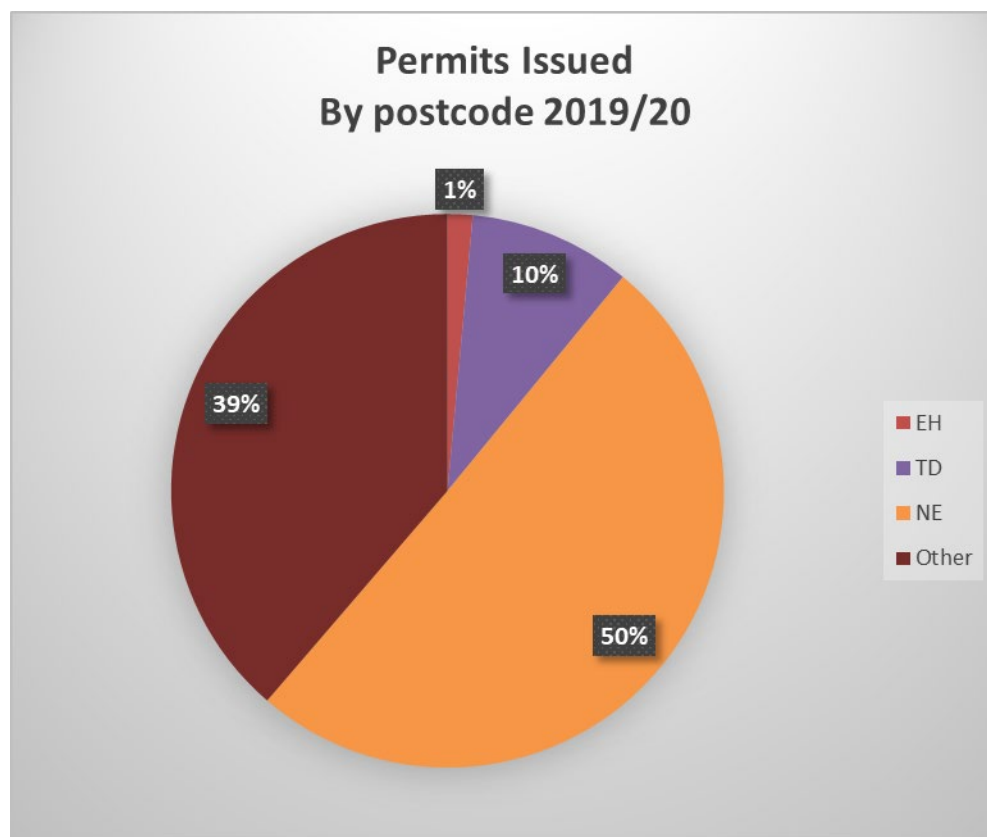
### IMPORTANT NOTICE

#### Change of access points and shooting zone area for 2018/19 season.

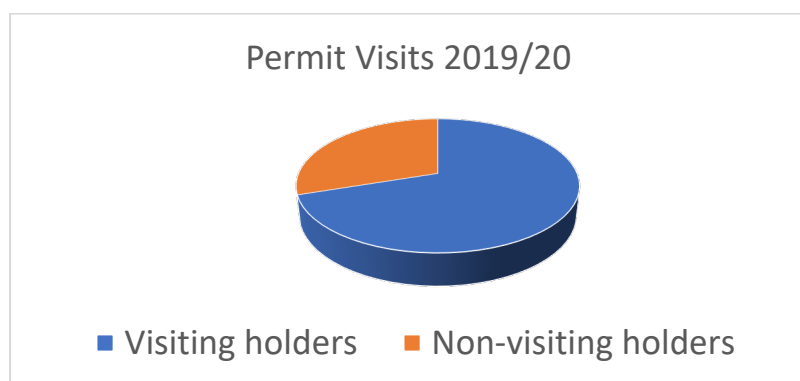
- A section of land previously in the permit scheme has been removed for the 2018/19 season. See area identified in **red** on the map.
- This area can **NOT** be shot over for the upcoming 2018/19 season or accessed with a firearm (even in a slip).
- Further maps and information will be supplied in the 2018/19 permit packs.
- Permits are available from 1<sup>st</sup> August 2018



**Left:** The new **no shooting zone** was clearly identified within the 2019/20 permit application pack, to ensure all permit holders understood the new restrictions.



**Above:** using TD/NE/EH postcodes covering Northumberland, Berwick and the borders over 61% of permit holders can be considered as local. This has decreased from 73% in 2018/19.



**Above:**

Shows an increase in non use of permits to 29% for the 2019/20 season. Compared to 17% in the 2018/19 season and 20% of non-visits in 2017/18. Numerous reasons were given for this increase in nil returns but loss of the Northern end was the most common.

With the wet weather many of the ducks and geese vacated the area and this had the knock on effect on the number frequenting. This is consistent with wildfowl use of the foreshore across the country.



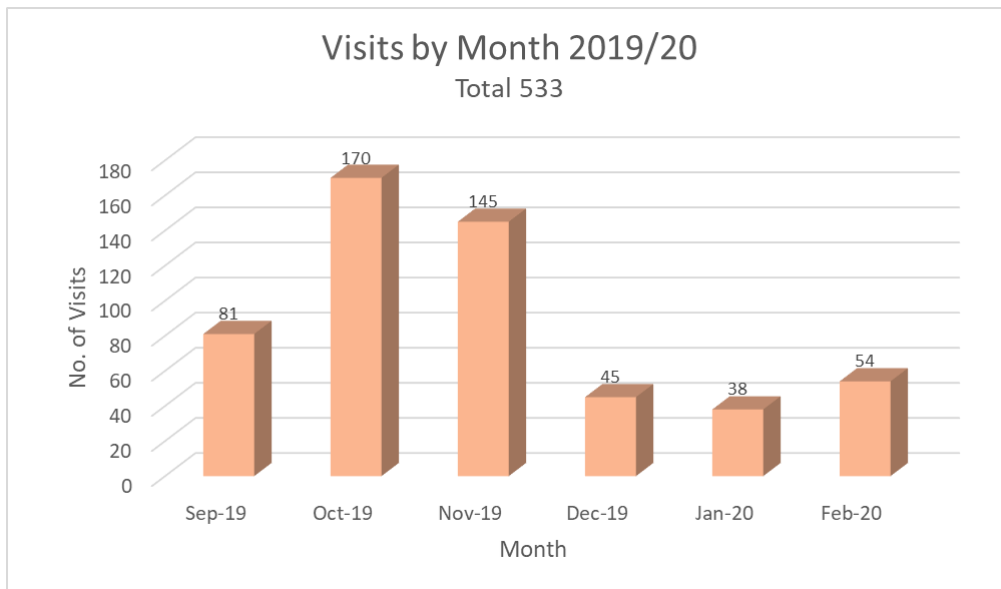
## Breakdown of area visits and birds taken.

2018/19 season					2019/20 season				
Zone no.	visits	total birds	Avg.	% of total visits	Zone no.	visits	total birds	Avg.	% of total visits
10	46	22	0.47	7.2	10	24	27	1.12	4.5
11	10	5	0.5	1.6	11	17	16	0.94	3.1
12	75	50	0.66	11.7	12	84	47	0.56	15.75
13	60	44	0.73	9.4	13	72	41	0.56	13.5
14	1	0	0	0.2	14	3	1	0.33	0.5
5	139	146	1.05	21.2	5	102	90	0.88	19.1
6	119	86	0.72	18.6	6	98	65	0.66	18.3
7	51	52	1.02	8	7	41	41	0.53	7.6
8	43	52	1.2	6.7	8	35	28	0.8	6.5
9	95	111	1.17	14.9	9	57	38	0.66	10.69

### Above:

The tables show a breakdown of visits, total birds, average birds per visit and overall visits per zone over the entire NNR for the past two seasons. This data is key to understand how the changes in the shooting zone have altered the wildfowlers use of the site. As might be expected visits to zones 10/11/12 had significantly decreased in the 2018/19 season. These remain low but are increasing slowly, the main reason for this is restricted options for parking on the causeway. There seems to be a relatively broad distribution of extra visits to zones 5/6/7/8/9 as there are good parking options to allow for tide flighting. (i.e. not being forced to leave by an incoming tide due to parking area flooding)



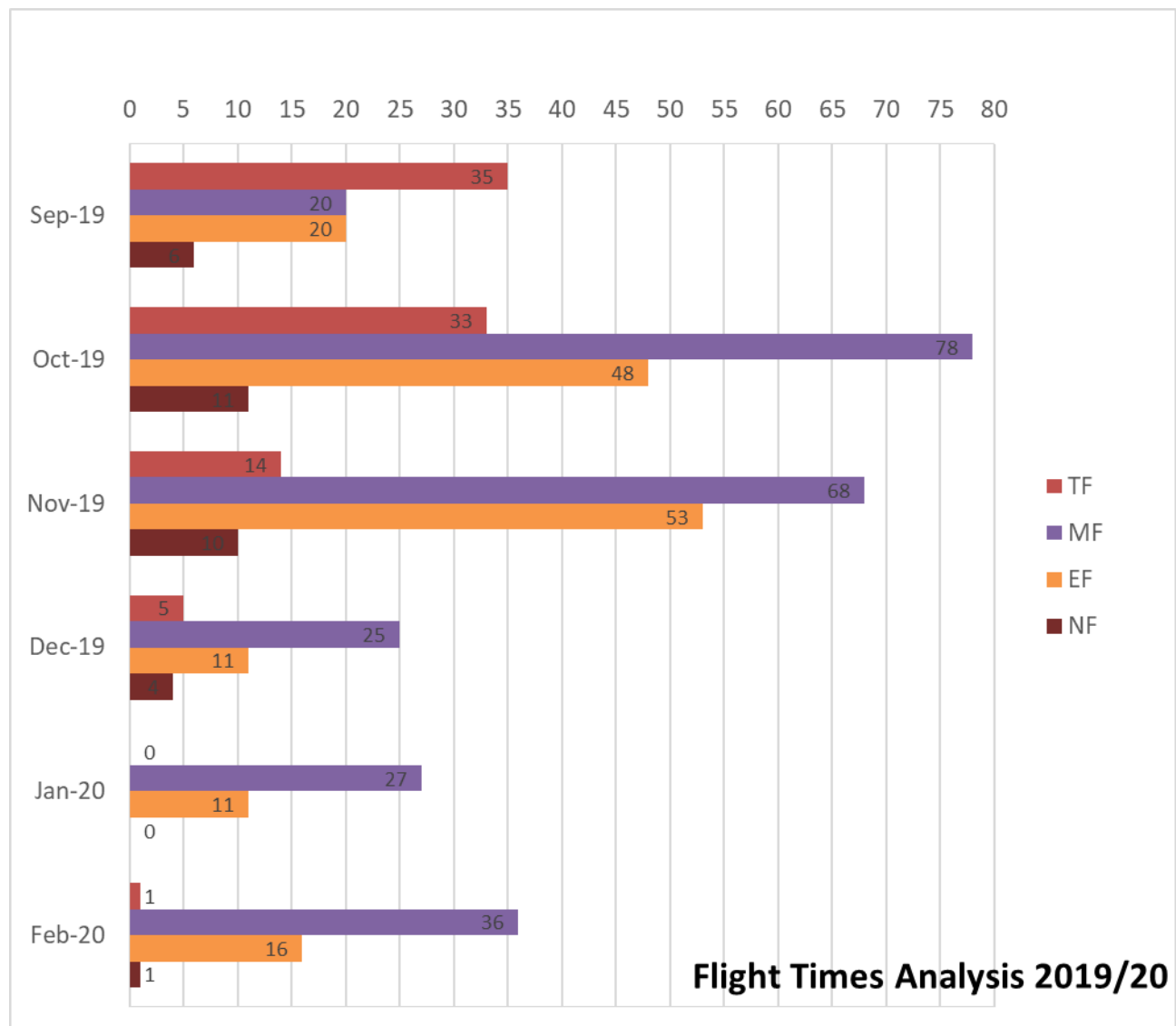


As in previous seasons, permit visits peak in October mirroring the maximum Wigeon and Pink-footed goose counts.

170 permit visits were undertaken in October, the quietest month was January with only 38 visits.



**Figure 5** The pattern of flight preference is similar to the last few seasons, with morning flights the most numerous in all but September where evening flights have proved more popular again following the trend from previous year.



TF Tide flight  
 MF Morning flight  
 EF Evening flight  
 NF Night flight

## Bag return data for 2018/19 season

	01/09/2019 - 20/02/2020		% of overall bag
Canada goose			
Greylag goose	5		1.3
Pink-footed goose	97		25.86
White-fronted goose			
Coot			
Gadwall	2		0.53
Goldeneye	2		0.53
Mallard	12		3.2
Moorhen			
Pintail	5		1.3
Pochard			
Ruddy duck			
Scaup			
Shoveller			
Teal	40		10.6
Tufted duck			
Wigeon	213		56.8
Common snipe			
Golden plover			
Jack snipe			
Woodcock			
<b>Total Birds</b>	<b>375</b>		
<b>Total Visits</b>	<b>533</b>		
<b>Individual Visitors</b>	<b>95</b>		
<b>Visits Without Quarry</b>	<b>351</b>		
<b>Average Quarry Per Visit</b>	<b>0.704</b>		
<b>Visits Per km2 during the wildfowling season (173 days)</b>	<b>0.0936</b>		

**Total Bag = 375**

*Previous years* = 2018 /19 568 - 2017/18 - 682 2016/17 – 908; 2015/16 – 764; 2014/2015 – 775; 2013/2014 – 635; 2012/2013 – 601; 2011/2012 – 512; 2010/2011 – 511: 2009/10 – 541;

**Total No of visits (including non-shooting visits) = 533**

*Previous years* = 2018/19 – 639 2017/18 – 918; 2016/17 – 851; 2014/2015 – 818; 2013/2014 – 839: 2012/2013 – 784: 2011/2012 – 800: 2010/2011 – 762: 2009/10 – 924;

### Average bag per visit 0.704

*Previous years* = 2018 /19 – 0.89 2017/18 – 0.74; 2016/17 – 1.07; 2015/16 – 0.86; 2014/2015 – 0.94; 2013/2014 – 0.75: 2012/2013 – 0.77; 2011/2012 – 0.64: 2010-2011 – 0.67; 2009/10 – 0.58;

Although permit numbers this season were in the same region as last season (137 as opposed to 134) there has been a drop in overall bag per visit and visit numbers. I believe there a several reasons for this. The number of non-visitors has increased from 24 to 38, also the number of travelling wildfowlers has increased therefore the inexperience level for the site has also increased. This in turn initially make trips less successful while the wildfowler gains the knowledge required on site to make trip successful.

**Table 4 Punt bag composition**

Month	No. of visits	Shots	No. of wigeon	Other birds
Sept	0	0	0	0
Oct	6	3	90	0
Nov	0	0	0	0

The punt permit scheme allows a total of 8 permits issued every year. There are 4 issued nationally and 4 to Holy Island residents. Punt returns show 5 punts men took permits. 4 National and 1 Holy islander. With 3 national permit holders visiting the site over the 2019/20 season. 2 taking single visits each taking single shots. The 3<sup>rd</sup> visitor took 4 trips with 1 shot. All visits took place in October.

### Top 10 individual wildfowling bags by quarry for 2018/19 season

<u>Highest number of birds shot per individual wildfowler 2918/19 season</u>	<u>bag</u>	<u>visits</u>	<u>Average per visit</u>
1	82	10	8.2
2	33	17	1.9
3	25	9	2.8
4	25	9	2.8
5	25	25	1
6	22	8	2.8
7	19	10	1.9
8	19	15	1.2
9	16	6	2.7
10	14	10	1.4

Total 280

Overall bag 40%

Highest number of birds shot  
per individual wildfowler

<u>2019/20 season</u>	<u>bag</u>	<u>visits</u>	<u>shots</u>	<u>Average per visit</u>
1	40	22	70	1.8
2	23	30	52	0.76
3	16	8	47	2.0
4	14	4	23	3.5
5	13	4	20	3.25
6	12	9	22	1.3
7	12	6	21	2.0
8	12	7	30	1.7
9	11	9	16	1.2
10	11	9	28	1.2

Total 164 Overall bag 43.7%

Again this season shows an increase of 3.7% on last season for the most successful shooters in percentage of overall bag taken. However there are only 2 people with over 20 birds in the bag compared to 6 from last season. These figures show a correspondence in lower visit numbers and fewer visitors.

The overall composition of the two main quarry species shot at Lindisfarne (Wigeon and Pink-footed goose) remains consistent in 2019/20.



Pink-footed geese

2019/20...97	26%
2018/19...108	16%
2017/18...72	12.7%

There has been a significant increase in Pink-footed percentage this season. However across the UK with numbers increasing year on year and I feel this will continue in the future. Population numbers on site followed normal trend on influx in September October then decrease to around 2000 and remain steady throughout the remainder of the season.



### Wigeon

2019/20...	213	57%
2018/19...	377	66%
2017/18...	413	60%

Peak Wigeon numbers increased from the two previous seasons to 19000 in October from 16,000 in the previous 2 years. These figures do not include Budle bay population which was around 3500. Figure still show that Wigeon remain around 60% of the total birds taken.

In very simple terms the amount of birds harvested fluctuate in line with site trend data as expected.

## Introduction to Wildfowling Experience

During November a pilot course was run over 2 days on the NNR. The aim was to ensure novices coming in to wildfowling did so fully informed, and to increase the number of permits taken within the permit scheme.

The course covered an array of subjects with presentations from Shane Robinson on law and legislation, equipment to tide tables, quarry identification. Andrew Craggs the NNR Manager detailed how wildfowling works alongside the objectives of the NNR.

The morning was spent at Purdy Lodge in the classroom environment before heading out to Beal NE office and from there out for evening flight.

Accommodation and evening meal were at Purdy Lodge before going back out to witness a morning flight on the reserve.

A great deal of positive feedback was received from all participants and the aim is to run 2 further courses in the 20/21 season.





## Chapter 5

## WILDFOWL COUNTS

The table below shows wildfowl counts for the 2019/20 season. The wildfowling warden conducted the counts at least twice weekly. The counts concentrated on gaining accurate peak counts for Wigeon and Brent geese, as well as other species of importance to the Lindisfarne NNR. I would like to try and add a count of Canada geese to the current list. As a potential increase in population may cause problems in the future with feral population establishing itself. Colin has reported feral Greylag and Canada geese in the area.

The warden peak counts often differ from WeBS counts because the higher frequency of counting (WeBS is monthly) and is therefore a more sensitive measure of actual birds using the NNR. The NNR coordinated WeBS counts covers the whole NNR (In addition to Holy Island Sands & Fenham Flats - Goswick Sands, North Shore, Ross Sands, Holy Island and Budle Bay).

**Table 5 Wildfowl Warden Peak counts of quarry species**

	SEPT	OCT	Nov	DEC	JAN	FEB
<b>WIGEON</b>	11500	19000	11000	1500	700	700
<b>TEAL</b>	190	140	320	60	14	40
<b>MALLARD</b>	22	70	70	60	12	14
<b>GREYLAG</b>	250	250	32	60	40	62
<b>PINK-FOOTED</b>	5000	7000	3400	1600	2000	2000
<b>PINTAIL</b>	62	120	140	300	190	190

**Table 6 Wildfowl Warden Peak counts of non-quarry species**

	SEPT	OCT	Nov	DEC	JAN	FEB
<b>BRENT</b>	3600	4000	3400	2300	700	900
<b>WHOOPEE</b>	0	19	7	28	7	0
<b>BARNACLE</b>	3500	4500	1100	1000	1200	1500

## **Chapter 6**

## **The Wildfowling Warden**

### **5.1 Warden's duty**

Wardening duties included monitoring wildfowling activity, twice weekly bird counts, assisting with WeBS counts, monitoring bait digging activity, and recording other disturbance on the reserve. The monitoring of wildfowling activity included locations, numbers of shots fired, birds retrieved and time spent on the reserve. These duties were carried out in addition to routine work, such as checking permits, providing advice and information to wildfowlers, and briefing new wildfowling visitors to the reserve. As the warden is on the reserve the role involves dealing with the public and educating them not only about wildfowling but the general interest of the site for nature conservation.

### **5.2 The warden's routine for policing wildfowling**

The warden's routine involved checking wildfowl and permits and monitoring activity at Beal, Fenham Mill and Fenham-le-Moor access points. Wildfowlers were also observed from nearby vantage points. Following morning flight, bag numbers were checked. The same routine was repeated for evening flight. The warden also monitored wildfowlers decoying the tide from suitable vantage points.

During the full moon period the warden followed his regular routine returning to the marsh between 8.30pm and 11.00pm to check permits of 'fowlers remaining on the reserve; the warden had a responsibility to monitor and record incidents and take any appropriate action.

### **5.3 Use of the Reserve by wildfowlers**

As in previous seasons September to November were the busiest months for wildfowling, with Fenham-le-Moor and Beal being the most popular. After the Wigeon numbers started to decline the use of access points became more uniform.

### **5.4 Wildfowling reports**

The Wildfowling Warden submits a comprehensive monthly report of his observations, daily movements, incidents and permit checks, plus the bird count data observed within this report. A mid and end of season report is also delivered by the warden at the LWMG meetings.

**Table 8      Number of permits checked and monitoring visits by the warden – 2019/20 season**

	<b>Permit checks Total No.</b>	<b>Monitored visits</b>
<b>September</b>	24	62
<b>October</b>	20	104
<b>November</b>	29	100
<b>December</b>	4	31
<b>January</b>	5	16
<b>February</b>	3	36
<b>Total</b>	<b>85</b>	<b>349</b>

The checking of permits remains a vital function of the warden. It allows him to check wildfowlers that are entitled to shoot on the site. Make a note of any infringements and highlight any unlawful shooting. In addition to this it allows him to better assist the wildfowler with any queries they have on access and parking. Three access points are covered by the warden throughout the season. The causeway, Fenham-le-Moor and Fenham Mill. These are the only vehicle routes and parking that can be used to access the shoreline in the shooting zones.

## **5.6      Wildfowling warden's observations (Collin Teago)**

This season there is still a reduced visit number around the Beal area although there has been a slight increase in numbers of visits to areas 10,11,12,13.

The main reason from wildfowlers remains parking issues (lack of areas) which causes numerous issues. Added to this numerous members of the general public seem to be parking adjacent to the car park and abandoning vehicles to walk at the north end.

There was an incident of suspected poaching where 2 individuals were seen in several locations in the vicinity of Ross farm. Andrew was informed and description of the 2 individuals was given.

Bait digging is still a problem on the NNR with evidence of overnight digging not always being seen until the following day. Wildfowlers have been reporting seeing lights out on the reserve at various times of the night, again this has been passed on to Andrew.

Weather seems to have been the key factor in the shooting returns this season. High temperatures and good weather staying longer in the season than normal. This was followed by several big storms and flooding disrupting tides considerably. Water levels were higher than expected earlier than expected due to tidal surges catching several people out.

Bird counts have been larger this year with peak counts of over 20000 Wigeon on the reserve. The Zostera beds were hit hard by feeding birds and once the feed was gone the birds left in early November with a residual Wigeon count of around 3500. For the first time in a long time, Brent geese have been seen feeding earlier on the

local farmland than normal. I suspect that this was a knock-on effect of the Zostera bed depletion.

**Andrew Craggs Natural England- LNNR Senior Reserve Manager**

**Peak WeBS counts for Lindisfarne NNR in 2019/2020**

	COUNT	MONTH
Wigeon	23000	OCT
Teal	1102	OCT
Mallard	322	NOV
Greylag	550	OCT
Pink-footed	2091	OCT
Light-bellied Brent	3184	OCT
Dark-bellied Brent	1100	OCT
Whooper	0	
Barnacle	4500	OCT

**Andrew Craggs Natural England- LNNR Senior Reserve Manager**

The WeBS count on the 13<sup>th</sup> October produced a 20 year high count of 23000, the highest in my time involved with the Reserve. In excess of 18,000 were recorded with Fenham Flats and a bumper 2100 in Budle Bay. Goose counts were also strong with Light-bellied Brent peaking at around 4000 in mid- October and Pinks peaking late in October at 7000. Both Goswick Sands – Holy Island North Shore and Budle Bay held sizeable grey geese roosts.

The large passage of Barnacle geese was not recorded over the NNR this season with around 5000 being the peak count in early October. The numbers of Barnacle staying on the NNR is increasing with between 1000-1500 with us for the season.

Budle Bay remains the stronghold for both Teal and Mallard.

Work to ensure the England Coast Path does not negatively impact the NNR has intensified over the last 3 months, strengthening seasonal routes and discussing how we communicate this to the wider public.

Thanks again to Shane, Julia and Collin for their work on the NNR wildfowling scheme.

## **Chapter 7    LINDISFARNE WILDFOWLING MANAGEMENT GROUP - MEMBERS' VIEWS OF THE SEASON**

### **Northumberland & Durham Wildfowlers Association (John Watson and Eric Bramley)**

This season, 2019 – 2020, started along similar lines as the past season, 2018 – 2019; our members seeing and getting ducks from the start in September and continuing through, with the ducks staying until the November moon.

There have been good numbers of wigeon this season, but members spoken to were of the opinion if they had been able to shoot areas such as The Cages at High Water, they would have had higher bag numbers.

Members also, commented on the apparent lack of any concrete evidence that the dispute between the farmer Mr. Smith and Natural England was progressing in a positive way towards being resolved.

Pink-footed geese arrived about the middle of September and once again the situation which resulted in the North End being closed, has seriously hampered members and restricted the times they were able to get a shot at the geese coming inland off Holy Island Sands.

The weather, this season, has been one of the most testing seasons for wildfowlers. Gales of westerly wind. the extremely high levels of rainfall, which flooded surrounding fields and the lack of cold, hard conditions, some morning frosts but no snow gave wildfowl the opportunity to move inland to feed.

Wildfowlers can only hope that the weather will be better for them in the coming season.

Once again, the members of the Northumberland & Durham Wildfowlers would like to extend their thanks and appreciation of all the hard work the Warden, Mr. Collin Teago does for wildfowling at Lindisfarne NNR.

### **North East Joint Council of Wildfowling Clubs – (Kenn Ball)**

Despite the restricted availability of high water marks to shoot from, the season has been a success, bags have not suffered too badly and those able to get out into the middle or the marsh edge have made a bag for themselves. Geese and duck numbers have held up well even though the weather wasn't the best for fowling.

The introductory permit scheme is still very popular, indeed more people want to come along than we have chaperones for, so if you fancy looking after someone for a few visits, get in touch! The introductory scheme does encourage people back on a full permit. Again, Colin Teago needs to be mentioned, all his hard work, expertise and knowledge of not only the local quarry species but also the local history and legend goes a long way towards making a visit all the more special for everyone. thanks again Colin.

I hope everyone has stayed safe and manages to make this new season, let's hope for a memorable one.

## **BASC Wildfowling Officer – Shane Robinson**

### **Season report.**

The changes to the shooting zone remain the main topics of discussion at LWMG meetings and at the end of season presentation that took place after the plastic pick in February. Parking is also an issue in the Beal area as current parking on the Causeway turning circles is not ideal. Tide flighting at the North end is restricted due to car flood risk. There is clearly work to be done in this area, but as this is ultimately a land owner decision I am not sure what this will entail.

Following a full cycle of issuing permits and collating bag returns we have highlighted some possible improvements to the administration procedures and I will detail these fully at the next panel meeting.

In the future we will continue with the advertising of the scheme both on the website in the magazine and in the wildfowling permit scheme booklet. I would also look at highlighting the permit scheme within other shooting publications to show the wider shooting community that the scheme is open to anyone with liability insurance in place and not just BASC members. I feel this would also increase numbers of permits taken. Obviously inexperienced applicants would be encouraged to take up the introductory permit scheme. For next season I am attempting to increase the number of mentors available to allow this to take place which I will follow up with Kenn Ball.

I would like to highlight the work done throughout the season by Colin Teago. I have received several votes of thanks from travelling wildfowlers that had been given assistance by Colin whose site knowledge has been invaluable. I would personally like to thank him for all his hard work this season in helping me in my first season running the scheme. I would also like to thank all the mentors from the Wildfowling experience without whom we could not have gone ahead. The feedback has been fantastic and we have a waiting list of people interested in future events.

### **Total permit uptake**

For the 2019/20 season the total permit uptake was 137. This would have been 143 but sadly one of the wildfowling experiences run by BASC wildfowling department had to be cancelled at the 11<sup>th</sup> hour through circumstances beyond their control. It has been noted that the number of travelling wildfowlers has increased. With future events and more external advertising I am confident that the permit uptake will increase.

### **BASC wildfowling dept.**

The BASC wildfowling department took over the running and administration of the permit scheme for the 2019/20 season with the assistance of the SW regional team.

There have been several things highlighted to us over the season that we will be discussing at panel with the hope of implementing in future seasons to make the scheme smoother for all involved.

I would personally like to take the opportunity to thank all involved in the running of the scheme especially the permit holders, members of the LWMG, warden and NE reserve team for all their support over my first season. The Lindisfarne scheme remains a great example



of partnership working and shows how shooting and conservation can exist sustainably within a busy nature reserve and long may the scheme continue.

### **Lindisfarne wildfowlers plastic pick 2020**

Supported by friends and families the 2020 plastic pick took place in challenging weather on the 22<sup>nd</sup> February.

36 participants met up at the Barn at Beal car park to pick up equipment before splitting into teams and dispersing across the reserve to pick almost 40 bags of plastic along with other plastic items.

The number of participants continues to grow year on year which is testament to the wildfowlers passion to keep the NNR plastic free. A vote of thanks to Andrew Craggs and Colin Teago for supplying the picking equipment and John Watson and NDWA for organising the venue for the paying for the food.

This event could not happen without the support of the wildfowlers, NE reserve team and their equipment.



# STATEMENT OF ACCOUNTS FOR WILDFOWL WARDENING SCHEME

## WILDFOWL WARDEN - LINDISFARNE NNR

Statement of Accounts: September 2019 - February 2020

Income	£		Expenditure	£
Permit sales:			BASC contract	9, 930
118@ £69	8,142		Stamp payment	685
7@ £59	483		Mobile Phone	BASC no charge
7@ £38	266		Printing of permits	BASC no charge
5@ comp	0		Printing of annual report	BASC no charge
Subtotal: permits			Posting of permits	
			Vehicle - fuel	1,600
			Vehicle -lease	
			Vehicle - repairs	
<b>Total</b>	<b>8,891</b>		<b>Total</b>	
Total expenditure	£12,215			
Less income	£8,891			
Total contributed by Natural England	<b>£3,324</b>			